

All About Safari

All these blackline masters can be completed in a variety of ways. Below are some hints and tips for each page to help you get the most out of your blackline masters. These activities will equip children with important skills like colouring, cutting, gluing, folding, constructing and creative thinking. For more information and ideas, visit us online at www.cleverpatch.com.au

African Animal Tracks

These tracks are great for use around the classroom. Enlarge them on a photocopier and stick them around the room to start a Safari display.

African Animal Silhouettes

These African Animal Silhouettes are great for use around the classroom. Enlarge them on a photocopier and stick them around the room to add to your Safari display. Use as a worksheet and write the names of each animal under the silhouettes.

Construct a Giraffe

Scissors and paper fasteners or glue will be required to complete this activity. For best results, copy this blackline master onto cover paper.

Decorate the giraffe. Cut out the giraffe. Attach the legs and head of the giraffe to the body of the giraffe with paper fasteners, you can alternatively use glue but the legs and head wont move. Use the grey dots as a guide to position the legs and head.

Jungle Colouring Sheet

Colour in with pencils, pastels, paint or markers.

Jungle Leaves

Decorate leaves. Cut them out and use them in Safari or Jungle theme dioramas. Alternatively enlarge the leaves on a photocopier, decorate the leaves - try using crepe and tissue paper with paint to create nice leafy textures. Cut the leaves out and hang them around the classroom.

Jungle Snake

Scissors and glue or tape will be required to complete this activity. For a best results, copy this blackline master onto cover paper.

Colour in the snake. You can further decorate the snake with glitter, rhinestones and sequins. Cut out the snakes head. Cut out the snakes body, cut along the spiral lines until you reach the snakes tail. Glue or tape the head of the snake to the fat end of the body. Hang the snakes around the classroom.

Safari Colouring Sheet

Colour in with pencils, pastels, paint or markers. Add embellishments like glitter or even sand!

Safari Finger Puppets

Scissors and glue or tape will be required to complete this activity. For best results, copy this blackline master onto cover paper.

Decorate the finger puppets. Cut the finger puppets out following the dotted lines. Fold the strip around your fingers and tape together.

Safari Passport

Decorate the Safari Passport. Include a photo of your trip on the safari (it doesn't have to be a real safari!) or draw pictures of yourself on a safari. Write about what you did on the safari, or imagine what you would do on a safari and fill in the questions. Once complete, cut out the passport and fold along the dotted lines to create your booklet form Safari passport!

Stand Up Animals


Scissors and glue or tape will be required to complete this activity. For best results, copy this blackline master onto cover paper.

Colour in the animals and cut them out. Fold along the dotted lines on the body shapes. Join the top of the 2 sides of the body together with a tiny bit of glue or tape. Glue the head to one side of the body. These cute animal make great additions to Safari or Jungle theme dioramas!

African Animal Tracks



Lion



Giraffe




Zebra



Hippopotamus













Rhinoceros









Elephant

African Animal Silhouettes


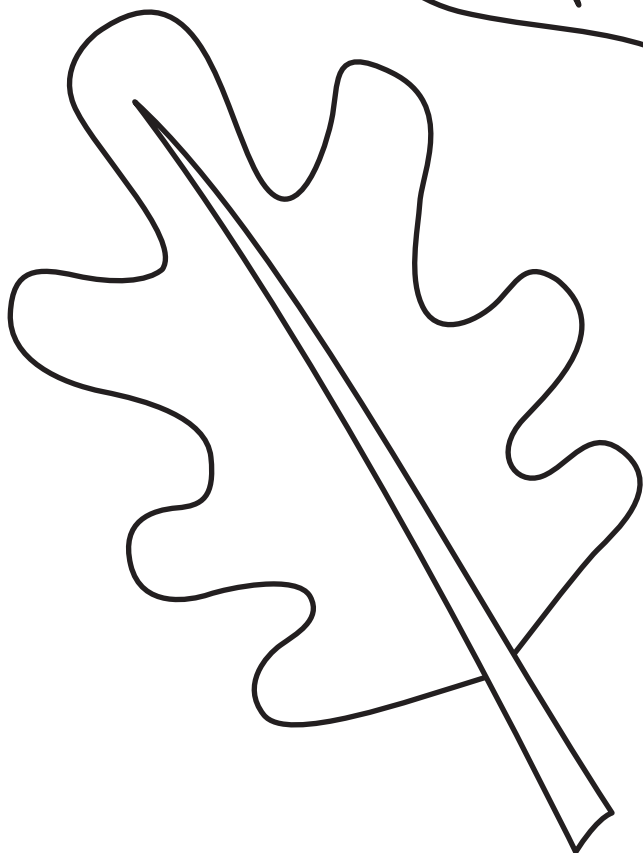



Construct a Giraffe







Jungle Leaves





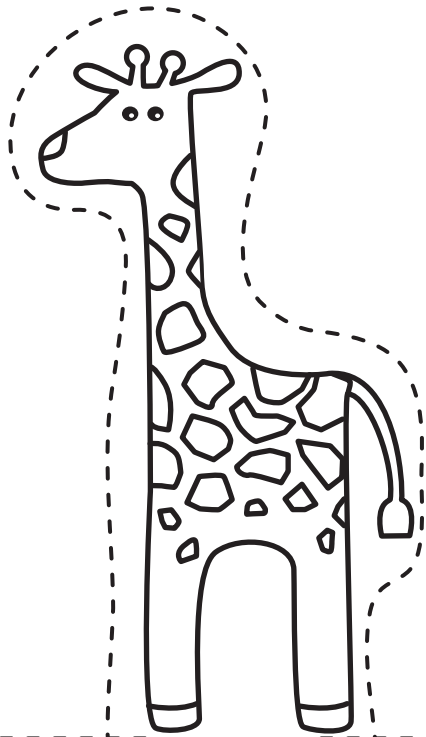



Jungle Snake



© cleverpatch | cleverpatch.com.au



Safari Finger Puppets



_____ On my safari I

_____ On my safari I took


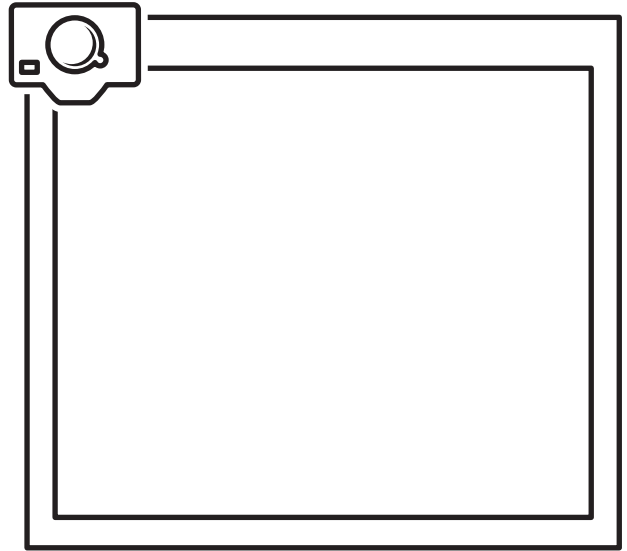
_____ On my safari I went with

_____ Transport:


_____ Destination:

_____ Hometown:

_____ Name:



SAFARI PASSPORT



Stand Up Animals

